

TEL. 9575997, 9567298, 9554725

JANATA BANK LIMITED

For Previous Rate Sheet Click

PABX-575,

TREASURY DEPT.(FRONT OFFICE)

<https://goo.gl/URA0t4>

Mail: fxdeal@janatabank-bd.com

HEAD OFFICE, DHAKA

Exchange Rate Circular - 108

**INDICATIVE ONLY: Rates may vary in the**

DATE : 26 Jul 2020

**EFFECTIVE DATE: 26-27 July 2020****same day****Sunday**

A) CROSS RATE OF N.Y CLOSING &amp; S.E. ASIAN MARKETS AS ON 24/07/2020

	GBP/USD	EUR/USD	USD/JPY	USD/C.DLR	USD/S.FRA	AUD/USD
SELLING	1.2793	1.1658	106.1200	1.3413	0.9206	0.7106
BUYING	1.2789	1.1654	106.1500	1.3417	0.9210	0.7103

B) JANATA BANK LTD'S CASH

CURRENCY &amp; T.C TO PUBLIC TK PER UNIT OF FOREIGN CURRENCY

SELLING	CURRENCY	BUYING	SELLING	CURRENCY	BUYING
87.7000	US Dollar	86.6000	23.6000	Saudi Riyal	20.0000
109.8000	G. B. Pound	108.1000	23.5000	UAE. Dirham	20.0000
101.5000	Euro	99.6000	21.0000	MAL.Ringit	19.0000
63.5000	Aus. Dollar	61.5000	1.2400	Indian Rupee	1.1800

**BE SAME AS SELLING T.T.& O.D AND BUYING O.D. TRANSFER**

SELLING		NAME OF CURRENCY	BUYING			
T.T.& O.D.	B.C.		T.T.CLEAN	T.T.DOC	O.D.SIGHT EXP.BILLS	O.D. TRANSFER
84.9500	84.9500	US Dollar	84.2000	84.1500	84.1000	83.9000
109.6034	109.7418	G. B. POUND	107.2996	106.9845	106.7683	106.3322
101.2692	101.6041	EURO	98.8793	98.5244	98.2863	97.3982
0.8228	0.8282	JP.YEN	0.7965	0.7896	0.7883	0.7379
65.3328	65.4763	CAN.DLR	65.0091	64.8365	64.6423	64.0380
93.4611	93.6337	SWISS.FRANC	92.2304	92.0327	91.9343	91.8159
222.7782	223.3427	OMANIAN RIYAL	219.1558	218.9221	218.2800	217.9579
11.0000	11.4445	H.K.DLR	10.9344	10.9228	10.8909	10.8590
63.9605	65.0420	SING.DLR	61.2782		60.0344	54.3020
2.7082	2.7192	THI.BAHT	2.6806		2.6699	2.6621
20.0892	20.1462	MAL.RINGIT	19.8734		19.7943	19.7364
23.3010	23.3092	UAE.DIRHAM			22.9816	22.9143
22.8195	22.8775	SAUDI RIYAL			22.5055	22.4400
23.5000	23.5903	QATAR RIYAL				20.0000
281.3990	282.3250	KUWAIT DINAR				266.0000
223.9966	224.0762	BAHRAIN DINAR				219.2419
12.9446	13.1556	CHINESE YUAN				11.5000

D) USANCE RATE:	30 DAYS	60 DAYS	90 DAYS	120 DAYS	150 DAYS	180 DAYS
US Dollar	83.5988	83.1077	82.6165	82.1253	81.6342	81.1430
G. B. POUND	106.1424	105.5165	104.6223	104.2646	103.6387	103.0128
EURO	97.7095	97.1327	96.3087	95.9791	95.4023	94.8255

E) FORWARD RATE:		1 MONTH	2 MONTHS	3 MONTHS	6 MONTHS	1 YEAR
SELLING	US Dollar	86.0894	86.5287	86.9181	88.2861	0.0000
BUYING	US Dollar	85.0982	85.1964	85.4946	85.6893	0.0000


F) NFCD INTT RATE, EFFECT ON: 16.07.2020 To 31.07.2020	1 MONTH	3 MONTHS	6 MONTHS	12 MONTHS
US Dollar	-0.07337	0.02088	0.09138	0.23100
G. B. POUND	-0.17875	-0.17000	-0.02975	0.11775
EURO	0.00000	0.00000	0.00000	0.00000

G) LIBOR AS ON 24/07/2020 , 60 DAYS 0.21775 90 DAYS 0.24675 180 DAYS 0.31850


H) INDICATIVE RATE OF 01 SDR ,USD WITH NTL, CUR OF ACU MEMBERS AS IMF RATE 24/07/2020	IN.RS	N.RS	SL.RS	PK.RS	BD TK	USD
USD 1	74.8672	113.4007	180.4061	138.6582	84.5800	
SDR 1	104.5617	158.3787	251.9603	193.6540	118.1268	1.3966

IN CASE OF AUS. DOLLAR CASH RATE WILL BE USED FOR T.T ALSO


Rates mentioned in row C, D, E and F are applicable only for bank's own customers.



Md. Nur Islam  
PO  
Prepared By



Md. Mokhesur Rahman  
SPO  
Checked By



M.M. Awrangzeb  
AGM  
Authorized Signature



Md. Yakut Mia  
DGM  
Authorized Signature